





ENERG
енергия · ενεργεια



Panasonic

WH-MXC16J9E8



55 °C

35 °C



A++

A+++

-- dB

66 dB

■ 18	■ 19
■ 16	■ 13
■ 16	■ 16
kW	kW


2019

811/2013

ACXF86-36080



Product Information Sheet



Panasonic		WARMER				AVERAGE								COLDER					
Indoor Unit	Outdoor Unit	P _{rated}	η _s	Q _{HE}	P _{sup}	A+++ ~ D	A+++ ~ D	P _{rated}	η _s	Q _{HE}					P _{sup}	P _{rated}	η _s	Q _{HE}	P _{sup}
		kW (35/55°C)	% (35/55°C)	kWh (35/55°C)	kW	35°C	55°C	kW (35/55°C)	% (35/55°C)	kWh (35/55°C)	dB (A) (55°C) *2	dB (A) (55°C) *2	dB (A) *3	dB (A) *3	kW	kW (35/55°C)	% (35/55°C)	kWh (35/55°C)	kW
*1	----	9/9	256% / 171%	1859 / 2772	3	A+++	A++	9/9	195% / 140%	3747 / 5208	-	68	-	65	3	11/11	169% / 127%	6289 / 8327	3
*1	----	9/9	256% / 171%	1859 / 2772	9	A+++	A++	9/9	195% / 140%	3747 / 5208	-	69	-	65	9	11/11	169% / 127%	6289 / 8327	9
*1	----	16/16	232% / 160%	3634 / 5230	9	A+++	A++	13/16	176% / 129%	6018 / 9984	-	72	-	66	9	19/18	150% / 125%	12233/13870	9

2019

811/2013

*1

R32 (GWP=675)

Refrigerant leakage contributes to climate change. Refrigerant with lower global warming potential (GWP) would contribute less to global warming than a refrigerant with higher GWP, if leaked to the atmosphere. This appliance contains a refrigerant fluid with a GWP equal to 675. This means that if 1 kg of this refrigerant fluid would be leaked to the atmosphere, the impact on global warming would be 675 times higher than 1 kg of CO₂, over a period of 100 years. Never try to interfere with the refrigerant circuit yourself or disassemble the product yourself and always ask a professional.

*2

Maximum A-Weighted Sound Power Level (L_{WA}), according to EN12102-1 at A7(6) W55(47), in dB (A).

*3

Nominal A-Weighted Sound Power Level (L_{WA}), according to regulation 811/2013, 813/2013 and standard EN14825 at A7(6), in dB (A).

Energy consumption "XYZ" kWh per year, based on standard test results.

Actual energy consumption will depend on how the appliance is used and where it is located.

- You can find information and precautions relevant for installation and maintenance in the Operation Instructions.
- You can find information relevant for recycling and/or disposal at end-of-life in the Operation Instructions.

ACXF71-01850

Product Ecodesign Information

Model No.: <u>WH-MXC16J9E8</u>							
Air-to-water heat pump [YES/NO]:		YES		Low-temperature heat pump [YES/NO]:		NO	
Water-to-water heat pump [YES/NO]:		NO		Brine-to-water heat pump [YES/NO]:		NO	
Equipped with a supplementary heater [YES/NO]:		YES					
Heat pump combination heater [YES/NO]:		NO					
Parameters shall be declared for medium-temperature application.							
Parameters shall be declared for AVERAGE climate conditions:-							
Item	Symb.	Value	Unit	Item	Symb.	Value	Unit
Rated heat output (*)	P_{rated}	16	kW	Seasonal space heating energy efficiency	η_s	129	%
Bivalent temperature	T_{biv}	-10	°C	Operation limit temperature	TOL	-10	°C
Degradation coefficient (**)	C_{dh}	0,9	—	Heating water operating limit temperature	WTOL	55	°C
Declared capacity for heating for part load at indoor temperature 20 °C and outdoor temperature T_j				Declared coefficient of performance for part load at indoor temperature 20 °C and outdoor temperature T_j			
$T_j = -7\text{ °C}$	P_{dh}	14,2	kW	$T_j = -7\text{ °C}$	COP_d	1,86	—
$T_j = +2\text{ °C}$	P_{dh}	8,6	kW	$T_j = +2\text{ °C}$	COP_d	3,30	—
$T_j = +7\text{ °C}$	P_{dh}	7,9	kW	$T_j = +7\text{ °C}$	COP_d	4,31	—
$T_j = +12\text{ °C}$	P_{dh}	9,2	kW	$T_j = +12\text{ °C}$	COP_d	5,55	—
$T_j = T_{biv}$	P_{dh}	16,0	kW	$T_j = T_{biv}$	COP_d	1,67	—
$T_j = TOL$	P_{dh}	16,0	kW	$T_j = TOL$	COP_d	1,67	—
$T_j = -15\text{ °C}$ (if TOL < -20 °C)	P_{dh}	—	kW	$T_j = -15\text{ °C}$ (if TOL < -20 °C)	COP_d	—	—
Cycling interval capacity for heating	P_{sych}	—	kW	Cycling interval efficiency	COP_{cyc}	—	—
Power consumption in modes other than active mode:				Other items: (∅) (□)			
Off mode	P_{OFF}	0,012	kW	Capacity control	Variable		
Thermostat-off mode	P_{TO}	0,014	kW	Sound power level, indoor (∅)	L_{WA}	-	dB
Standby mode	P_{SB}	0,012	kW	Sound power level, outdoor (∅)	L_{WA}	66	dB
Crankcase heater mode	P_{CK}	0	kW	Sound power level, indoor (□)	L_{WA}	-	dB
Supplementary heater	P_{sup}	9,0	kW	Sound power level, outdoor (□)	L_{WA}	72	dB
Rated heat output (*)	ELECTRICAL HEATER			Annual energy consumption	Q_{HE}	9984	kWh
Type of energy input				Rated air flow rate, outdoor	—	5706	m ³ /h
For water-or brine-to-water heat pumps: Rated brine or water flow rate, outdoor heat exchanger	—	—	m ³ /h	Emissions of nitrogen oxides	NO_x	—	mg/kWh
For heat pump combination heater:							
Declared load profile	—			Water heating energy efficiency	η_{wh}	—	%
Daily electricity consumption	Q_{elec}	—	kWh	Daily fuel consumption	Q_{fuel}	—	kWh
Contact details for obtaining more information	(Name and address of the manufacturer or of its authorized representative.) Panasonic Testing Centre, Panasonic Marketing Europe GmbH Winsbergring 15, 22525 Hamburg, Germany						
REMARK:							
<ul style="list-style-type: none"> You can find information and precautions relevant for installation and maintenance in the Operation Instructions. You can find information relevant for recycling and/or disposal at end-of-life in the Operation Instructions. <p>(*) For heat pump space heaters and heat pump combination heaters, the rated heat output P_{rated} is equal to the design load for heating $P_{designh}$, and the rated heat output of a supplementary heater P_{sup} is equal to the supplementary capacity for heating $sup(T_j)$.</p> <p>(**) If C_{dh} is not determined by measurement, then the default degradation coefficient is $C_{dh} = 0,9$.</p> <p>(∅) Nominal A-Weighted Sound Power Level (L_{WA}), according to regulation 811/2013, 813/2013 and standard EN14825 at A7(6), in dB (A).</p> <p>(□) Maximum A-Weighted Sound Power Level (L_{WA}), according to EN12102-1 at A7(6) W55(47), in dB (A).</p>							

ACXF71-01880